

Garden Bed and Breakfast *****

Garden Bed and Breakfast has just one guest room with separate external access.
Perfect for current Social Distancing !!

Garden Bed and Breakfast offers traditional B & B accommodation with everything the modern traveller requires. Our enviable location offers easy access to Christchurch International Airport, Motorways North, South and West, City centre . Numerous cafes, restaurants and shopping options are nearby. Our Breakfasts are memorable and highly rated. The Garden Room provides hi-speed wifi, flat screen TV with Sky channels, fridge, complimentary tea, coffee and our famous shortbread, patio facing garden, off street parking, and airport/train station pickups available. We are also right on the bus route to City.
We look forward to meeting you.

Contact Information:

Phone: +64272260719

Mobile: +64272260719




Address: 365 Papanui Rd

Contact: Gaye Harry

Location: 12 mins from Airport,
City Centre 10 mins

Directions: You will find us between Normans Rd and Halton St. There is no sign displayed. 365 Is clearly shown.

GPS: -43.5054612, 172.6152339



Garden Bed and Breakfast **** Map

